


ANNUAL Report



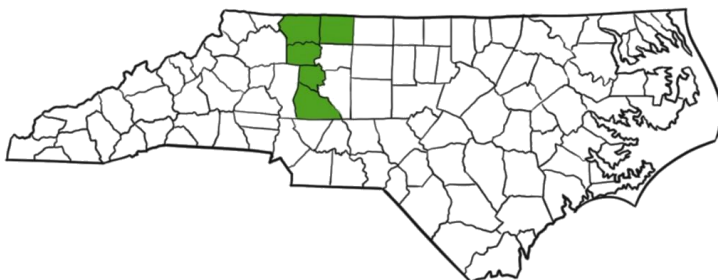
Enriching Lives In Our Communities

Dedicated to Serving Our Communities

YVEDDI...your local Community Action Agency serving Davie, Stokes, Surry and Yadkin Counties since 1965

County	2023	Projected Population
		2042
Davie	44,599	53,096
Stokes	45,532	47,482
Surry	71,462	71,249
Yadkin	37,774	37,713

Source: <https://www.ncdhhs.gov>



Davie
Stokes
Surry
Yadkin

*Rowan

* Weatherization
Assistance Program only

OUR Impact

Table of Contents

Agency Overview	1
Vision and Mission Statement	1
Board of Directors	1
Service Areas	2
Message from the Executive Director	3
Managerial Staff	4
Community Services Block Grant Program (CSBG)	5-7
Domestic Violence/Sexual Assault Program	8-10
Senior Services	11-14
- Senior Centers	
Head Start	15-17
Public Transportation	18-19
Weatherization Assistance Program	20
Financials	21
Funding	21

AGENCY OVERVIEW

Organized in 1965, the Yadkin Valley Economic Development District, Inc. (YVEDDI) is a private non-profit corporation designated as the local Community Action Agency which administers Human Services and Community Development Programs funded through Federal, State and County Governments, United Way/Fund agencies, and other resources. Laws, regulations, and funds limit all services provided.

MISSION STATEMENT

Dedicated to improving the lives of individuals and families in Davie, Stokes, Surry, and Yadkin Counties through a variety of programs and partnerships to build stronger communities.

VISION STATEMENT

A united community with adequate resources where people can meet their basic needs and live successful lives.

178 Employees



Board of Directors

MICKEY CARTNER
Chairman

TOM BACHMANN
Vice-Chairman

CLIFF COLLINS
Treasurer

SYLVIA JESSUP
Secretary

DEBRA JESSUP
Parliamentarian

PAM CROUSE
Chaplain

JIM BROWN
AMY BRYANT
BRAD CHANDLER
KELLY CRAINE
BENITA FINNEY
EDDIE HARRIS
LARRY HAYES
SHELBY KING
RICHARD LASKY
RICKY OLIVER
CHRISTIE PASCHALL
JOEY TILLEY
VAN TUCKER
ANGIE WALKER
BRENT WARD
KEITH WOOD
SUSANNE WRIGHT
(Current Data)

YVEDDI Services by County

Program	Davie	Rowan	Stokes	Surry	Yadkin
Community Services Program (CSBG)	✓		✓	✓	✓
Domestic Violence/Sexual Assault Program			✓	✓	✓
Head Start and NC Pre-K	✓		✓	✓	✓
Resource Center				✓	
Senior Services:					
• Meals-on-Wheels				✓	✓
• Congregate Nutrition				✓	✓
• Medical Transportation	✓			✓	
• General Transportation	✓			✓	
• Legal Services				✓	✓
• Senior Centers (5) -East Bend Senior Center -Yadkin County Senior Center -Yadkin Valley Senior Center -Surry County Senior Center -Pilot Mountain Senior Center				✓	✓
Public Transportation	✓		✓	✓	✓
Weatherization Program	✓	✓	✓	✓	✓

Program participants must meet the Federal Poverty Index Guidelines, certain age criteria, or other guidelines.

EXECUTIVE DIRECTOR SUMMARY

Kathy Payne



Dear Friends of YVEDDI:

We are pleased to present the 2023-2024 Annual Report of the Yadkin Valley Economic Development District, Incorporated (YVEDDI). This report will showcase the work and outcomes achieved by a very dedicated staff under the leadership of a very engaged and supportive Board of Directors.

We remain committed to expanding our resources however possible to meet the needs of our communities. Upon close of fiscal year June 30, 2024, we helped:

- **279** young children get a Head Start in preparation for Kindergarten,
- **1,488** victims of abuse get a new start,
- **41** people develop life skills and enhance employability to earn a self-sustaining income **22** are still progressing towards their goals,
- Modify **62** homes to keep **122** people warm in the winter and conserve energy
- Promote senior wellness to prolong independence by:
 - delivering **54,510** homebound meals,
 - serving **41,046** congregate meals,
 - providing **1,268** medical transportation trips,
 - providing legal assistance to **86** seniors,
 - **2,232** attended 5 senior centers; providing **63,731** services, and
- Transport people to school, work, or medical appointments to carry out essential daily living through **94,059** trips

YVEDDI will continue to strive for continuous improvements and service expansion opportunities to make the greatest impact possible on those who need services.


With deep appreciation, we recognize our funders, donors, volunteers, partners, religious organizations, groups, and individuals who are very important to our success. We must also acknowledge our children, families, seniors, and individuals who have embraced life-altering opportunities that make our communities stronger.

Honored to serve,

A handwritten signature in blue ink that reads "Kathy Payne". The signature is fluid and cursive.

Kathy Payne, Executive Director

Managerial Staff



Dawn Cheek
Community Services
Director



Jeff Cockerham
Public Transportation
Director




Tommy Eads
Weatherization Director



Lisa Martin-Money
Senior Service Director




Janet Phillips
Human Resource
Director




David Smith
Domestic Violence/
Sexual Assault Program
Director



Rhonda Wrenn
Head Start Director



Crystal Williams
Finance Director




Jan Zachary
Mentor



Heather Handy,
East Bend Senior
Center Manager




Carolyn Gentry
Surry County Senior
Center Manager



Katrinka Rinehart
Pilot Mountain Senior
Center Manager



Sandra Johnson
Yadkin Valley Senior
Center Manager



Lori Moore
Yadkin County Senior
Center Manager



Bristol Mitchem
Resource
Center Manager

COMMUNITY SERVICES PROGRAM

MISSION STATEMENT

To build self-sufficiency for under-resourced individuals and families through coaching, mentoring and community partnerships.



The Roots of CSBG

The roots of the Community Services Block Grant Program (CSBG) can be found in Lyndon B. Johnson's War on Poverty from 1964. The CSBG Program itself was created by the federal Omnibus Budget Reconciliation Act of 1981. The funding comes through the Department of Health and Human Services (DHHS) and the Office of Economic Opportunity (OEO). While CSBG is a federal anti-poverty block grant, each state receives allocations to distribute to local agencies. At the local level, agencies are given flexibility

in how they provide a wide range of services best designed to assist low-income individuals in the communities they serve to learn skills, attain knowledge, and cultivate motivation to become self-sufficient.

Poverty Rates

Poverty Rates by County

Davie	11.4%
Stokes	10.5%
Surry	17.3%
Yadkin	12.1%

How does a CSBG Program work?

Qualifying individuals are accepted into the CSBG Program for a period of up to two years. Individuals must be under the federal poverty guideline (PGL) for their family size and must be willing and able to work. During their time in the program, individuals work with an assigned success coach to set goals and create a fluid plan to achieve those goals. While the CSBG Program may work as a stand-alone resource for an individual, the program works best as a companion piece with other community resources such as DSS, Workforce Development, and Head Start. Since most applicants to the CSBG Program are referrals, we must be visible and active in our communities.

Who are CSBG participants? Individuals who enter the CSBG Program are either from Generational Poverty or Situational Poverty. Situational Poverty can arise from a member of the family losing their income through circumstances such as death, divorce, job loss, or job lay-off. These individuals may not be familiar with resources in their communities as they may have never needed assistance before. This is where a CSBG Success Coach can help individuals navigate an often complex array of community resources to best fit the needs of individuals

Measuring how CSBG Eligible Entities affect change in their communities.

In addition to case management, the CSBG Program is responsible for collecting data to complete several agency-level reports. The CSBG Annual Report (IS Report), collects information from CSBG Eligible Entities such as YVEDDI. Data is collected from all YVEDDI Programs regarding funds spent on direct delivery of local services, outcomes of those services, agency capacity building, as well as involvement in community initiatives. The results from CSBG Eligible Entities across the nation are compiled and reported to the Federal Office of Community Services (OCS) in Washington DC. The results are examined to see how CSBG Eligible Entities have affected change across the nation.

In addition, the CSBG Program compiles documentation each year to comply with the CSBG Organizational Standards Report as a CSBG Eligible Entity. This report consists of 58 Standards that span areas of Community Involvement and Engagement, Data Analysis, Community Needs Assessment, Organizational Leadership, Board Governance, Strategic Planning, Human Resource Management, as well as Financial Operations and Oversight.

A single mother of 4 has successfully graduated from the program. She was able to move into her own apartment, she has received her LPN, has maintained a job in her field, and has risen above poverty guidelines (PGL). This customer has been in the program three times. The first time, she graduated with a CNA Certification. Each time in the program, she progressed further toward her goal of becoming an LPN.

Community Outreach



The CSBG program is proud to join efforts with our community partners to advocate for those in need, as well as provide referral and resource assistance.

The Shepherd's House is a valuable community resource for Stokes, Surry, and Yadkin Counties. We partner with their mobile outreach events allowing us to be more visible in the communities we serve. During these mobile outreach events, we have provided bags to the homeless that included items such as toiletry items, snack bags of perishable foods, warming blankets, and rain gear.

In Stokes County we participated in the Ring Out Child Abuse event allowing us to network with local community resource partners.

We have also been collaborating with 5th Street Ministries, The Shepherd's House, and Family Promise in Davie County to assist participants in moving from the homeless shelter/motels into their own places.

We have participated in community outreach events in Davie County with the Unite the Community Day held at Blaize Baptist Church, The Bridge Church/The Restoration Group in Cooleemee, and the Recovery Road Resource Fair Opioid Summit Event in Mocksville.

Community Outreach opportunities in Yadkin County have included, Forbush High School Job Fair and the Yadkin Showcase Business Expo.

Quick Facts	
\$14.60	Average wage rate per hour for employed participants.
20	Maintained Housing and Utilities.
2	Obtained childcare assistance.
4	Received Transportation Assistance
3	Received Educational Support.
5	Families have avoided eviction by enrolling in the program.



Age
95% of CSBG Participants are between the ages of 25-59.
Education
All customers are encouraged to obtain additional skills to become more active in the workforce. We encourage the <i>ed2go Program</i> for quick skill enhancement opportunities. 73% of CSBG Participants have a minimum of a high school education. 50% of those have some college or technical school. 20% of those graduated from a college or technical school.
Financial Education
All CSBG Participants are required to complete and earn a certificate in the FDIC <i>How Money Smart Are You?</i> Online financial education tool. This online program consists of 14 games and related resources that teach participants about borrowing, saving, credit, and investing to help participants manage their finances better.
Enrolled Participants and their Families
A total of 41 individuals were enrolled in the CSBG Program for FY 2023-2024. The services they received benefited them as well as other members of their household. The comprehensive case management and additional financial services received touched the lives of 99 individuals in our communities.

41 people developed life skills and enhanced employability to earn a self-sustaining income and 22 are still progressing towards their goals

FY 2023-2024 Financial Assistance	
\$31,246.25	Housing Support
\$6,756.64	Utilities
\$6,897.50	Nutritional Support
\$1,165.50	Fuel Assistance
\$1,845.05	Transportation Assistance
\$653.17	Employment Support
\$545.95	Educational Support
\$1,111.80	Childcare Assistance
\$304.68	Household Assistance (Household Items)
\$1,214.05	Clothing
\$243.56	Emergency Housing

A participant completed all of her classroom curriculum for a Phlebotomy certification, with an overall 94.59 grade average. She has moved on to the next steps and is currently pursuing a start to the clinical portion of the certification. Additionally, she has made initial outreach to prospective employers who coordinate with Mount Eagle College regarding graduating/qualified students, and she reports that two of these employers have expressed interest in employing her upon completion of her Phlebotomy certification.

Outcome Measures Required by OEO	Target	Achieved
The number of participants served	60	41
The number of low-income participant families rising above the poverty level	8	5
The number participant families obtaining employment	8	4
The number participant families obtaining better employment	4	1
The number of jobs with medical benefits obtained	2	1
The number of participant families completing educational/training programs	4	2
The number participant families securing standard housing	2	1
The number participant families emergency assistance	5	2
The number participant families provided employment supports	15	18
The number participant families provided educational supports	15	7

The office of Economic Opportunity (OEO) requires CSBG Programs to target these ten outcomes. Not all participants served will have these outcomes built into their action plans as one or more outcomes may not be applicable to them.

While in the CSBG Program, individuals set goals and work a plan to achieve those goals. Goals may change while a participant is in the program. The reasons may be due to participant needs or the availability or lack thereof resources in the communities. Sometimes the county in which a participant resides may affect how successful they may be in achieving certain goals such as obtaining better employment or standard housing. Understanding the complexities of navigating the low-income environment, we strive to educate CSBG participants to set them up for success as they continue to move forward with their goals even after being discharged from the CSBG Program.

* Some customers are still in their 2-year program and still working to achieve outcomes.

The participant upon enrollment, who had previously been homeless, was able to get into affordable housing. The participant was unemployed and looking for work as well as going to school to pursue her master's degree. Participant successfully completed her goals set forth of maintaining safe and affordable housing, obtaining and maintaining employment, and increasing her overall level of financial well-being. Participant has maintained employment through the course of enrollment and after some additional skill certifications; she qualified for a higher-paying position within her place of employment. The participant communicated and identified her needs and worked to understand what caused her to become homeless. Direct quote from participant "It will be bittersweet for me as well as I've thoroughly enjoyed working with you and getting to know you. You have been wonderful to work alongside of and I greatly appreciate the help and support you provide in this community. It truly has made an immense difference in my life and has helped me to continue to grow and succeed. I know the goal of this program is to promote independence, but the result is still emotional when those who graduate begin to move on to different stages of their lives."



DOMESTIC VIOLENCE/SEXUAL ASSAULT PROGRAM



MISSION STATEMENT

To provide safety, supportive services and advocacy for victims of domestic violence and sexual assault.

WHAT IS DOMESTIC VIOLENCE?

Domestic abuse, also called "domestic violence" or "intimate partner violence", can be defined as a pattern of behavior in any relationship that is used to gain or maintain power and control over an intimate partner. Abuse is physical, sexual, emotional, economic or psychological actions or threats of actions that influence another person. This includes any behaviors that frighten, intimidate, terrorize, manipulate, hurt, humiliate, blame, injure, or wound someone. Domestic abuse can happen to anyone of any race, age, sexual orientation, religion, or gender. It can occur within a range of relationships including couples who are married, living together or dating. Domestic violence affects people of all socioeconomic backgrounds and education levels.

Anyone can be a victim of domestic violence, regardless of age, race, gender, sexual orientation, faith or class. Victims of domestic abuse may also include a child or other relative, or any other household member.

Domestic abuse is typically manifested as a pattern of abusive behavior toward an intimate partner in a dating or family relationship, where the abuser exerts power and control over the victim.

Domestic abuse can be mental, physical, economic or sexual in nature. Incidents are rarely isolated and usually escalate in frequency and severity. Domestic abuse may culminate in serious physical injury or death.

YVEDDI Domestic Violence and Sexual Assault Program works diligently to end the cycle of violence with victims affected by these acts. The primary focus is to provide services, referrals and assistance to any person who has been victimized by domestic violence and/or sexual assault.

For the fiscal year ending June 30, 2024, the DV/SA Program staff have provided direct services to **1488** unduplicated individuals seeking assistance on domestic violence cases. Staff provided direct services to **74** unduplicated individuals seeking assistance on sexual assault cases. Staff responded to **1067** crisis situations either by phone or in-person. There were **204** emergency transportation service referrals provided to victims and also their families, as necessary. There were **1394** counseling referrals provided for victims. There were a total of **6,470** referrals to outside agencies for client assistance in all 3 counties. All services are free to clients.

North Carolina Domestic Violence Statistics

North Carolina Domestic Violence Statistics From July 1, 2023-June 30, 2024, there were a total of 55,400 clients that received in person or remote services in the State of North Carolina. 77% were women, 14% were men and 9% were unknown. In 2023 North Carolina was in the Top 10 in the country for having crisis hotline calls involving intimate partner violence.

There were 8,471 support groups provided for victims from July 1, 2023 to June 30, 2024.

North Carolina Sexual Assault Statistics From July 1, 2023-June 30, 2024, there were a total of 8,577 clients that received in person or remote services in the State of North Carolina. 76% were women, 12% were men and 12% were unknown. Of the 8,577 reported offenders in cases of sexual assault, only 4% were committed by strangers. Statistics provided by NC DOA Council for Women & Youth Involvement.

There were 2,446 support groups provided for victims from July 1, 2023 to June 30, 2024.

North Carolina at this time is ranked in the top 10 in the nation involving human trafficking.

In 2021, there were 684 signals received by the Hotline in North Carolina about possible trafficking. Of the 684 signals, 143 were from victims or survivors of human trafficking.

Types of Human Trafficking and Confirmed Cases in 2023: Sex: 132 Labor: 49 Sex and Labor: 28

Domestic Violence Statistical Reporting July 1, 2023 – June 30, 2024			
	STOKES	SURRY	YADKIN
Individuals Served	427	689	372
Gender of Individuals	Male: 132 Female: 295 Unknown: 0	Male: 172 Female: 517 Unknown: 0	Male: 116 Female: 256 Unknown: 0
Services Provided	Information: 776 Advocacy: 151 Referrals: 1618 Transportation: 60 Counselling: 741 Court: 971 Emergency Financial Assistance: 243	Information: 1846 Advocacy: 199 Referrals: 2634 Transportation: 87 Counselling: 226 Court: 1986 Emergency Financial Assistance: 391	Information: 572 Advocacy: 406 Referrals: 1876 Transportation: 53 Counselling: 363 Court: 1560 Emergency Financial Assistance: 233
Number of Support Groups	12	12	12
Crisis Hotline/Support Calls/24-7	292	360	389
Crisis Intervention In Person (Safety Planning)	327	504	358
Shelter Services	5	46	39
Volunteer Hours		68.5	42

Sexual Assault Statistical Reporting July 1, 2023 – June 30, 2024			
	STOKES	SURRY	YADKIN
Individuals Served	14	35	25
Gender of Individuals	Male: 1 Female: 13	Male: 10 Female: 25	Male: 0 Female: 25
Services Provided	Information: 18 Advocacy: 7 Referrals: 54 Transportation: 1 Counselling: 12 Court: 32 Emergency Financial Assistance: 4	Information: 102 Advocacy: 5 Referrals: 163 Transportation: 1 Counselling: 6 Court: 101 Emergency Financial Assistance: 10	Information: 37 Advocacy: 26 Referrals: 125 Transportation: 2 Counselling: 46 Court: 87 Emergency Financial Assistance: 5
Crisis Hotline/Support Calls 24-7	1	6	17
Crisis Intervention In Person (Safety Planning)	10	25	29
Type of Assault	Child Sexual Assault: 5 Domestic Violence: 4 Adult Sexual Assault: 2 Adult Physical Assault: 2 Stalking/Harassment: 1 Adults SA Assaulted As Children: 0 Human Trafficking Sex: 0	Child Sexual Assault: 14 Domestic Violence: 9 Adult Sexual Assault: 13 Adult Physical Assault: 0 Stalking/Harassment: 1 Adults SA Assaulted As Children: 0 Human Trafficking Sex: 0	Child Sexual Assault: 10 Domestic Violence: 3 Adult Sexual Assault: 12 Adult Physical Assault: 0 Stalking/Harassment: 0 Adults SA Assaulted As Children: 2 Human Trafficking Sex: 1
Offender Relationship	Spouse: 2 Family Member: 7 Boyfriend: 4 Acquaintance: 0 Other: 1 Unknown: 0	Spouse: 7 Family Member: 18 Boyfriend: 3 Acquaintance: 7 Other: 1 Unknown: 1	Spouse: 5 Family Member: 9 Boyfriend: 4 Acquaintance: 1 Other: 2 Unknown: 3
Shelter Services	0	1	3
Volunteer Hours	6	90	18

Success Story

A male victim came into the office requesting a protective order against his wife and also a request for temporary custody order to retrieve his daughters, who were taken by the mother to West Virginia. The gentleman, who advised he had stage 4 cancer and currently taking treatments, was assaulted by his wife on multiple occasions and she took the children to West Virginia while fleeing the State of North Carolina. The victim also took out criminal charges on the wife as well. The victim come into the court and explained to the judge that he only had a few months to live and that his wife is also unstable and he feared for the safety of his children and requested a protective order for him and also for his kids and also a petition for temporary custody for his children as well. The court did grant the emergency protective order for the victims along with a petition on getting temporary custody of his children. The defendant was eventually arrested back in North Carolina and his 2 children were returned to his care. The victim did end up getting a 1 year order against defendant and also he ended up getting an attorney to get permanent custody of his 2 children. His wife is currently serving an 18 month sentence in North Carolina Department of Adult Corrections. He thanked our program for going with him to court hearings and also for providing assistance for him such as hygiene products and school supplies for his kids once they returned to North Carolina.

Fundraising

The Domestic Violence & Sexual Assault Program held 1 fundraiser during the fiscal year in part for Domestic Violence Awareness Month and also Sexual Assault Awareness Month raising a total of \$4,250.00 to benefit survivors of domestic violence or sexual assault.

The NC Council for Women determined that the YVEDDI Domestic Violence program was 100% in compliance with the last program review.



1 out of 3 women have experienced some form of physical violence by an intimate partner.



1 in 4 men have experienced some form of physical violence by an intimate partner.

DID YOU KNOW?

- On a single day in 2020, domestic violence hotlines received 21,321 calls; an average of almost 15 calls every minute
- In 2023 North Carolina ranked in the top 10 in the United States for hotline calls
- In 2018, domestic violence accounted for 20% of all violent crime
- Abusers' access to firearms increases the risk of intimate partner homicide approximately 1,000%
- When firearms have been used in the most severe abuse incident, the risk increases 41-fold
- 65% of all murder-suicides involve an intimate partner; 96% of the victims of these crimes are female

YVEDDI Domestic Violence & Sexual Assault are funded by the following: NC Council for Women and Youth Involvement, NC Human Trafficking Commission, United Fund of Surry County, Yadkin Valley United Fund, United Fund of Stokes, and County of Stokes, County of Surry, NC Department of Crime Control /Governor's Crime Commission and support of private donations

SENIOR SERVICES

Includes: Meals on Wheels, Congregate Nutrition, Legal Services, Medical and General Transportation, and Senior Centers (5),

Congregate Meals		
	Total Meals	Seniors Served
Yadkin County	16,574	191
Surry County	24,472	205

Home-delivered Meals		
	Total Meals	Seniors Served
Yadkin County	26,940	180
Surry County	27,570	197

Legal Services		
	Units	Seniors Served
Stokes County	59	33
Surry County	56	34
Yadkin County	26	19
TOTAL	141	86

Medical Transportation		
	Units	Seniors Served
Davie County	1,177	7
Surry County	91	1
TOTAL	1,268	8

General Transportation		
	Units	Seniors Served
Davie County	3,999	29
Surry County	1,645	10
TOTAL	5,644	39

MISSION STATEMENT

To improve and maintain independent wellness for the senior community through advocacy, nutrition, volunteerism and vigorous programming to promote healthy minds, bodies and spirits.

Fundraising Efforts		
EVENT TYPE	DATE	DOLLARS RAISED
United Fund of Surry Grant-24	CY2024	\$32,000
Yadkin Valley United Fund-24	CY2024	\$9,000
Yadkin County United Fund-24	CY2024	\$12,500
MOWA Unmet Need Grant	August 2023	\$20,000.00
YVSC Small Business Saturday	May 4, 2024	\$200
Subaru Share the Love Event	Nov 23-Jan 24	\$3,262.81
EBSC donations for new chairs	Ongoing	\$2,164.94
SCSC NoneSuch Playmakers	Dec 2023	\$600
EBSC Valentine Fundraiser	Feb 2024	\$160.09
SCSC/PMSC NoneSuch Playmakers	May 2024	\$600
YCSC Belk Charity Days	May-June 2024	\$430
YVSC Belk Charity Days	May-June 2024	\$65
MOWA Unmet Need Grant	June 2024	\$25,000

The Piedmont Triad Regional Council monitoring results concluded that the YVEDDI Senior Services program was in 100% compliance with the previous two program reviews

MILLIONS OF VOLUNTEERS enable **221 MILLION MEALS** to be delivered to **2.4 MILLION SENIORS** each year

Aging In North Carolina...

Projected Population Change 2022-2042			
County	Age 60+	Age 65+	Age 85+
Davie	36%	45%	118%
Stokes	21%	34%	125%
Surry	<1%	10%	30%
Yadkin	7%	16%	45%

Source: <https://www.ncdhhs.gov>

Our nation's senior population is growing exponentially



1 in 5 Americans is
60 or older



With 12,000 more
turning 60 each day



Average life
expectancy
today

The population is set to reach 93M in the next decade, with 118M expected by 2060 - increasing the number of seniors today by more than half.

leaving more and more Americans at risk of hunger and isolation

8 OUT OF 10 RECIPIENTS

say they see their friends more often
because of the congregate meals

Source: www.mealsonwheelsamerica.org/facts

Source: www.mealsonwheelsamerica.org/facts

- Despite decades of broad bipartisan support, funding for this vital program continually FAILS TO KEEP PACE with the rapidly growing need for services
- 58% of home-delivered meal recipients live alone, and for many of them, the person delivering the meal is often the only person they will see that day
- 9 out of 10 say Meals on Wheels helps them live independently
- 2 out of 3 recipients report the meals make up half or more of all food eaten that day

Source: www.mealsonwheelsamerica.org/facts



North Carolina Statistics

Seniors threatened by or experiencing hunger: 357,167 (15.1%)
(marginally food insecure)
N.C. ranked 11th in the U.S.

Seniors at risk of hunger (food insecure): 177,967 (7.5%)
N.C. ranked 19th in the U.S.

Seniors facing hunger (very low food secure): 76,120 (3.2%)
N.C. ranked 14th in the U.S.

Seniors living alone: 586,269 (24.8%)
State ranking for risk of social isolation: 28% in U.S.

Seniors living below the poverty line: 235,731 (9.9%)
Seniors who lack income to pay for basic living needs:
Singles: 51.0% ▪ Couples: 22.1%

Seniors living with a disability: 31.0%
Seniors reporting "fair" to "poor" health: 26.0%
Medicare beneficiaries with multiple (4+) chronic conditions: 41.1%

Source: www.mealsonwheelsamerica.org/facts

Meals on Wheels can serve a senior for an entire year for about the same cost as just one day in a hospital or 10 days in a nursing home.

Source: www.mealsonwheelsamerica.org/facts

SENIOR CENTERS

Funded by the N.C. Division of Aging and Adult Services, Piedmont Triad Regional Council, Home and Community Care Block Grant for Older Adults, United Fund of Surry County, County of Surry, County of Yadkin, Yadkin Valley United Fund, and fundraising.

About our senior centers:

YVEDDI proudly administers four North Carolina Senior Centers of Excellence and one satellite center, each dedicated to providing exceptional care, resources, and services to older adults. These centers are designed to meet the diverse needs of our senior community by offering specialized programs and services that promote physical, emotional, and social well-being. Each Senior Center of Excellence is a hub for innovative and comprehensive care, focusing on health, nutrition, safety, and meaningful engagement. Our satellite center extends these resources to a wider area, ensuring that more seniors have access to the support and opportunities they need to live vibrant, fulfilling lives. Together, these centers form a network of excellence, committed to empowering seniors to lead healthy, connected, and independent lives.

	Services Provided	Unduplicated persons served
East Bend Senior Center	27,258	416
Yadkin County Senior Center	12,153	354
Yadkin Valley Senior Center	11,090	307
Surry County Senior Center	8,566	871
Pilot Mountain Senior Center	4,664	284
TOTAL	63,731	2,232

Volunteers:

Senior Services volunteers are the heart and soul of the services that we provide, and we truly couldn't do what we do without them. Their dedication, compassion, and tireless support enable us to offer the wide range of programs and services that make such a positive impact on the lives of our seniors. Whether it's helping with activities, providing companionship, or offering assistance in a variety of ways, our volunteers enrich our community in immeasurable ways. Their contributions go beyond just time and effort – they bring warmth, kindness, and a personal touch that help create a welcoming, supportive environment for all. We are deeply grateful for their ongoing commitment, as they are integral to our mission and the success of our programs. Simply put, our work wouldn't be possible without the invaluable support of our volunteers.

Hours: 2,135.82

Value: (independentsector.org) \$33.49

Economic value: \$71,528.61

Impact Statement

The Senior Centers provided a combined **63,731** services to seniors age 50+.

At each YVEDDI Senior Center, we are committed to fostering a vibrant and supportive community where older adults can thrive. Our programs are designed to combat loneliness and promote a sense of belonging through engaging social activities, support groups, and meaningful connections. We offer a comprehensive range of services to ensure the well-being of our members, including nutritional programs that provide healthy meals, physical activities to improve mobility and overall health, mental health resources, and safety initiatives to promote independence and peace of mind.

Additionally, we recognize the unique challenges faced by many seniors and offer specialized support such as widow's support groups, meals that encourage camaraderie, and seasonal parties that bring joy and celebration to our participants. By offering a holistic approach to care, we strive to enhance the quality of life for seniors, helping them to stay active, engaged, and connected to their peers and the community at large. Our centers are not just a place to visit, but a place where seniors can feel valued, supported, and empowered to live their best lives.



From senior center participants:

You have always made me feel welcome here. I appreciate the care and concern you have for all of us who can't do things like we used to do. I dread the day when I can't make it here. This place has become my second home. My friends are here and everyone feels like family. I don't want to think about life without my senior center.

You have a gift for making people feel welcome, warm, and cared for. I am so thankful for your kindness and the way you make everyone around you feel at home. I just want to thank you for all you do for us seniors at the center. I appreciate that we get to be a part of this and your participation makes me feel that you truly care for us. Being alone for over two years, I have come to accept that I am a senior. You make my life more bearable. Thank you for your kindness, loving us, and most importantly making us feel like we still have feelings, dreams and self-worth.

This center has given me reason to live. I was truly lost and lonely before I found the senior center. I am very thankful for this place and everyone here. You will never know how much this place means to me. I just love it here!

I cannot list all that you give me to be thankful for, but you make me so thankful for so much more this year. The center and its people are my new family and I love you all for making my life better and more enjoyable.

From home-delivered meals participants:

I appreciate the meals so much. My wife is diabetic and in a wheel chair. She has been in and out of the hospital and I could not have given or made her such healthy and good meals when she came home. These meals are a blessing to us. Thank you for what you do.

I am ever so grateful for Meals on Wheels for my 97-year-old mother-in-law. You have no idea how appreciative we both are for the very nutritious meals you deliver. I am at work at a clinic daily and it was so difficult for me to try to be sure she had a good lunch, especially since her son, my husband, passed away suddenly in April. Again, thank you all very, very much.

I don't read the menus that you send. I like to be surprised when I open my box. I call them my happy meals!

From legal services participant surveys:

Excellent experience! I expected less. They provided 100% full service. Highly recommend.

I am so thankful for this service as my mother is in long-term care and on Medicaid so she doesn't have extra funds.

Outstanding and professional. Impressed and well-satisfied.



East Bend Senior Center had its first mobile mammogram in May of 2024. One of the participants said she believes that having the clinic at the center saved her life. She had been putting off having a mammogram because she didn't have reliable transportation. She was diagnosed with breast cancer and because she caught it early she is expected to make a full recovery.

HEAD START

In 16 classrooms and 13 sites, Head Start serves **279** children ages 3-5 years to prepare them for kindergarten and works with families to promote self-sufficiency. Comprehensive services are provided to include child medical and dental services, individualized family services and transportation, as feasible. Operational hours are 8:00 AM – 2:30 PM, Monday through Friday. All services are free for families who qualify. Number of children served by county: Davie-36, Stokes-67, Surry-104, Yadkin-72.



Revenue	Expenditures
Federal - \$3,164,979	Federal - \$3,164,979 NC
NC Pre-K - \$566,274	Pre-K - \$566,274
County/Local Funds - \$8,958	County/Local Funds - \$8,958
Food Program - \$300,000	Food Program - \$300,000
Proposed Budget for 2024-2025	
Federal - \$3,364,916	NC Pre-K - \$610,000
County/Local Funds - \$ 18,030	Food Program - \$300,000

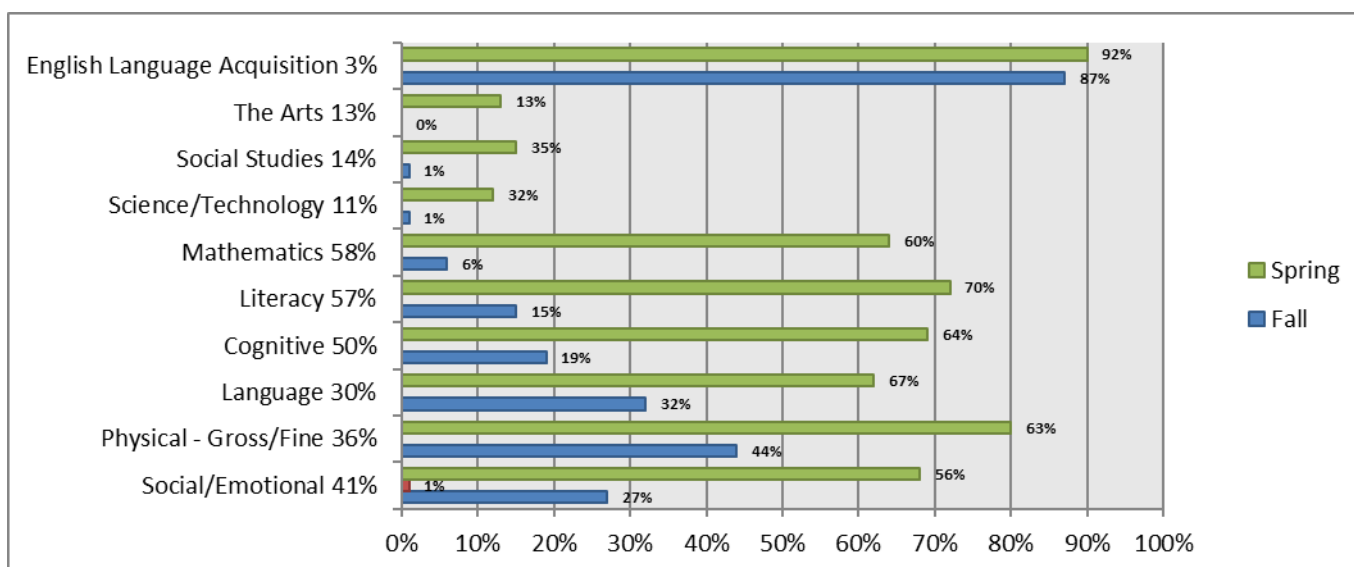
County and NC Pre-K funds are used toward the required non-federal match

CHILD OUTCOMES

Three times per year, we assess and report on each child's progress in the Head Start program. Our goal is to find out what the children already know and use our assessments to help them become "School Ready." By having a detailed outcomes plan and implementing each part, we are able to form a strategy for each child's development process.

MISSION STATEMENT

Educating children and empowering families.



Overall Gains from September 2022 to March 2023: 33%

SCHOOL READINESS INITIATIVE



In order to ensure school readiness for children, YVEDDI Head Start developed a School Readiness Committee.

The following statement is the Mission Statement of the committee:

YVEDDI Head Start will establish and carry out program goals for school readiness in accordance with the Head Start Child Outcomes Framework. The goals will be shared throughout all components of the program, with Head Start parents and our LEAs in order to ensure school readiness success for all Head Start children and their families.

YVEDDI HEAD START SCHOOL READINESS PLAN OVERVIEW

YVEDDI Head Start has aligned our readiness goals with the North Carolina Foundations for Early Learning and Development and Teaching Strategies Gold Objectives for Development and Learning – Birth through Kindergarten Assessment Tool. (Early Learning Strategies for NC Preschoolers and Strategies for Guiding Their Success).

North Carolina Foundations describes goals for all children's development and learning, no matter what program they are served in, the language they speak, disability they may have, or their family circumstances. Foundations and Teaching Strategies Gold provide age-appropriate goals for our children and address the domains of learning that we measure through our ongoing assessments.



Data to support the achievement of the goals will be aggregated and analyzed after each child assessment checkpoint, in accordance with our Outcomes Plan. Checkpoints are conducted three times during the academic year. We will use the data gathered to determine our progress towards meeting our Federal Grant Goals, to inform parents and the community of the outcomes and use the information to make the necessary program improvements to curriculum, teaching and instructional strategies, professional development, and program design and to assist with other program decisions.

The school readiness goals are created in conjunction with parents and we will determine each child's progress in the following domains; approaches to play and learning, emotional and social development, health and physical development, language development and communication, cognitive development, as well as supporting dual language learners. We will also use the gathered assessment data to individualize services and teaching to best support each child.

YVEDDI Head Start will share our collected school readiness information with the public schools as part of our transition packet for each child. The information will be delivered to the schools and forwarded to the child's kindergarten teacher.

(The full school readiness plan is available upon request.)



<https://www.facebook.com/Yveddi-Head-Start-475521935974267/>

Families		Parent Involvement Activities	
Funded Enrollment	279	Program Volunteers...	164
Number Served	333	Parent Meetings ...	144
Avg. Monthly Enrollment	96.3%	Policy Council Meetings...	9
Type of Eligibility		Agency Board Member...	1
Below 100% Poverty	36%	Curriculum Planning Participation...	100%
100-130% Poverty	8%		
Above Income	9%		
Public Assistance	45%		
Homeless	1%		
Foster Children	1%		

Health Services		Teacher Education	
Received medical exams	98%	Advanced Degree	6%
Received dental exams	91%	Baccalaureate Degree	6%
Medical home at end of enrollment	83%	Associates Degree	44%
Dental home at end of enrollment	71%	Assistant Teacher Education	
Received preventive dental care	77%	Associates Degree	44%
Referred children who received Mental Health Services	N/A	Other Credential / CDA	50%

Results of the Most Recent Review by the Secretary

During the 2017-2018 school year, the program underwent two intense reviews from the Administration for Children and Families, a federal agency operated by the Department of Health and Human Services, its primary funding source. The reviews specifically monitored Environmental Health and Safety, School Readiness and the overall delivery of child services. Both reviews resulted in 100% compliance with the 1700+ Federal Performance Standards. In January 2018, the program had a CLASS review. Our scores were 5.9861 out of a possible 7.0 in Emotional Support, 5.5093 out of possible 7.0 in Classroom Organization and 3.1852 out of a possible 7.0 in Instructional Support. The program completed the Focus Area I review on February 2020 and was found to be in compliance in all areas of service.

Results of the Financial Audit

There was one non-compliance determination found on the YVEDDI 2021-2022 Fiscal Year Audit. A corrective plan has been put into action to remedy the non-compliant issue.

Enrollment Information

YVEDDI Head Start is continually accepting applications for the enrollment of three- and four-year old income-eligible children and their families in Davie, Stokes, Surry and Yadkin Counties. For more information, please contact the Head Start Administrative Office at (336) 367-4993 ext. 246.

PUBLIC TRANSPORTATION

MISSION STATEMENT

To improve the quality of life for the residents of the Yadkin Valley through a coordinated, accessible, affordable and efficient transportation system.

YVEDDI Public Transportation is a regional transportation system providing a variety of transit services and programs to groups and individuals in Davie, Stokes, Surry, and Yadkin Counties.

Some of the types of trips provided are: congregate nutrition, special events, and youth activities. Contracted services are available for developmental and Head Start preschool transportation; trips for medical services; shopping for daily living supplies; and transportation to work. Services are available to people with transportation challenges, including the elderly and disabled, veterans, and others. We also operate a rural general public program for a small fee as funding and vehicles are available.

Vehicle Types

- Wheelchair Vans
- Mini Vans
- Light Transit Buses (20'-25')

Summary

During FY24 our overall trip numbers reduced by 3.4%. This trip reduction can be partially attributed to recent inflation and the increase in trip costs. However, both the Elkin and Mocksville Microtransit Flex routes increased ridership with a total increase of 14% combined.

Success Story

The CTP program has successfully hired candidates from many varied backgrounds and life histories. Our program was contacted by a homeless shelter, in one of the counties where we provide services, seeking employment opportunities for a candidate who needed employment to move forward with the program into permanent housing. Because consistent employment was necessary to remain in the program, it came down to the final day for this person to locate employment. We interviewed and selected the referred candidate, made a formal job offer, and were able to provide them with a schedule that benefited both them and YVEDDI. Despite this person's situation and little experience driving, this driver excelled on the job, successfully found an apartment, purchased a more reliable vehicle and assisted in recruiting several other drivers for the county in which they worked.

This story is a testament that when opportunities are provided and a leg up is given, people and organizations benefit! The driver is a fine example of a true transportation professional and more importantly a shining example to our CTP family and the community we serve.

In FY23-24, the NC Legislature restored the Rural Operating Assistance Program (ROAP). Below is a summary of funding and trips provided using this grant fund.

Program		Number of Trips	Cost per Trip
Davie	E & D	2,004	\$27.91
Davie	RGP	9,999	\$9.23
Davie	Empl	163	\$38.01
Stokes	E&D	1,739	\$55.46
Stokes	RGP	499	\$52.81
Stokes	Empl	17	\$37.06
Surry	E&D	3,500	\$35.28
Surry	RGP	8,568	\$25.14
Surry	Empl	262	\$15.74
Yadkin	E&D	1,675	\$27.15
Yadkin	RGP	3,698	\$26.67
Yadkin	Empl	96	\$34.72
Total Trips		32,219	
Spent		\$769,955.70	
Avg cost Per Trip		\$23.90	



Purpose	Rides
Dialysis	15,631
Drug Store	228
Education	3,842
Employment	6,490
Escorts	8,088
Head Start	2,886
Legal	4
Medical	28,490
Nutrition	393
Nutrition Center	7,465
Other	7,217
Personal	3,856
Recreational	410
Shopping	7,409
Social	86
Vocational Workshop	1,564
Total Trips	94,059

WEATHERIZATION PROGRAM

MISSION STATEMENT

To provide home energy improvements using state standards that promote good health and energy efficiency.

Weatherization Assistance Program

The Weatherization Assistance Program, operated by Yadkin Valley Economic Development District, Inc. (YVEDDI), is designed to help low-income households, particularly the elderly and the disabled, overcome the high cost of energy, through the installation of weatherization or energy conservation measures.

The NC Department of Environmental Quality has designated funds to assist qualifying families and individuals to make their homes more energy efficient and to help reduce the cost of their utilities. Weatherization includes sealing air leaks, installing insulation and performing other measures that will reduce energy usage the home. Funds have also been set aside that assist qualifying households to repair or replace an existing heating system or to provide an adequate heating system where none exists.

To meet the financial requirements for this assistance, the gross household income for the last 12 months cannot exceed 200% of the Federal Poverty Index. The labor and materials for these services are free of charge to owner-occupied homes.

Weatherized Homes		
	Homes	People Assisted
Davie County	7	16
Rowan County	26	57
Stokes County	8	8
Surry County	15	31
Yadkin County	6	10
Total	62	122



The crew worked like a well-oiled machine. Very polite.

The Department of Energy and Duke Energy found the YVEDDI Weatherization program to be 100% in compliance during their last review.



*The Heating and Air Repair and Replacement Program (HARRP)
Repairs or replaces heating and cooling systems for low-income households.*

Heating and Air Repair/Replacement Program

The Heating and Air Repair/Replacement Program (HARRP) is another part of the Weatherization Program for low income households. HARRP's purpose is to repair or replace heating systems that are functioning below the manufacturer's standards or to install a new system where there is no adequate heat source. In Fiscal Year 2023-2024, 39 heating systems were repaired or replaced, making a difference in the lives of 66 people.

Thanks for everything that was done, the crew was superior. This has really been a blessing for me, and I hope it will be for others. Keep up the good work, and thanks again.

All staff were professional, informative, and respectful of property. They took the time to answer my questions and did above and beyond-work on my place. Junior and all of the crew made my home more efficient and comfortable to live in; I am very happy and thankful to everyone involved.

HARRP		
	Homes	People Assisted
Davie County	4	9
Rowan County	15	26
Stokes County	6	6
Surry County	10	21
Yadkin County	4	4
Total	39	66

Agency Financials

Fund Source	FY24	FY23
Operations and Fund Raising	\$1,548,299	\$1,082,264
FED	\$4,552,245	\$5,300,448
NC	\$4,271,507	\$4,092,389
Local Entities	\$5,361,350	\$4,753,636
In-kind	\$104,088	\$87,502
TOTAL INCOME	\$15,837,489	\$15,316,239

Together We Can...

Funding

Blue Cross Blue Shield

Contract Revenues

County of Davie

County of Stokes

County of Surry

County of Yadkin

Duke Energy

Federal Transit Administration

Home and Community Care Block Grant for Older Adults

Human Trafficking Commission

N.C. Pre-Kindergarten

N.C. Department of Administration: Council for Women & Youth Involvement

N.C. Department of Crime Control/Governor's Crime Commission

N.C. Department of Health and Human Services-Division of Social Services

N.C. Department of Insurance

N.C. Department of Transportation

N.C. Division of Aging and Adult Services

N.C. Department of Environmental Quality

Partners Behavioral Health Management

Participant Contributions

Piedmont Triad Regional Council

State of North Carolina

United Fund of Stokes County

United Fund of Surry

User fees

U.S Department of Health and Human Services

- Administration for Children/Families

- USDA Childcare and Adult Food Program

Yadkin Valley United Fund

"Restricted grants, fundraisers, and donations only support designated or specified projects or programs allowed by the contributor; resources cannot be disbursed or comingled with other projects or programs to offset any expenditures."



ANNUAL Report

YVEDDI District Office

533 N. Carolina Avenue ▪ Highway 601 N.

Boonville, NC 27011

Ph. (336) 367-7251 ▪ Fax (336) 367-3637

www.yveddi.com



Making an IMPACT in the lives of individuals and families in OUR Community.

